

GROWTHTOOLS™

ONE-PAGE TOOLS FOR SCALING UP THE BUSINESS

- **PEOPLE:** One-Page Personal Plan (OPPP)
PEOPLE: Function Accountability Chart (FACe)
PEOPLE: Process Accountability Chart (PACe)
- **STRATEGY:** SWT
STRATEGY: 7 Strata
STRATEGY: One-Page Strategic Plan
STRATEGY: Vision Summary
- **EXECUTION:** Who What When (WWW)
EXECUTION: Rockefeller Habits Checklist™
- **CASH:** Cash Acceleration Strategies (CASH)
CASH: The Power Of One

PEOPLE STRATEGY EXECUTION CASH

Gazelles 4D Framework Getting to Results

A proven business growth method used by thousands of growing companies to achieve **RESULTS**.

1 **Driver** (with Accelerators)

Coaching – Advisors, Consultants, Coaches
Learning – Continuous Business Education (CBE)
Technology – Management Accountability System

2 **Demands** (Balance)

People (Reputation) – Employees, Customers, Shareholders
Process (Productivity) – Make/Buy, Sell, Recordkeeping

3 **Disciplines** (Routines)

Priorities – The Main Thing
Data – Qualitative/Quantitative
Meeting Rhythms – Daily, Weekly, Monthly, Quarterly, Annual

4 **Decisions** (Right Questions)

People – Happiness/Accountability
Strategy – Revenue/Growth
Execution – Profit/Time
Cash – Oxygen/Options

! **Results**

2x Cash Flow • 3x Profitability • 10x Valuation • More Time!

People: One-Page Personal Plan (OPPP)

Name: _____

Date: _____

		Relationships	Achievements	Rituals	Wealth (\$)
Faith	10–25 Years (Aspirations)				
Family	1 Year (Activities)				
Friends		Start	Start	Start	Start
Fitness					
	90 Days (Actions)	Stop	Stop	Stop	Stop
Finance					

- 1 Name the person accountable for each function
- 2 Ask the four questions at the bottom of the page re: whose name(s) you listed for each function
- 3 List Key Performance Indicators (KPIs) for each function
- 4 Take your Profit and Loss (P/L), Balance Sheet (B/S), and Cash Flow accounting statements and assign a person to each line item, then derive appropriate Results/Outcomes for each function

Functions	1 Person Accountable	3 Leading Indicators (Key Performance Indicators)	4 Results/Outcomes (P/L or B/S Items)
Head of Company			
Marketing			
R&D/Innovation			
Sales			
Operations			
Treasury			
Controller			
Information Technology			
Human Resources			
Talent Development/Learning			
Customer Advocacy			
Heads of Business Units			
• _____			
• _____			
• _____			
• _____			

2 Identify: 1. More than 1 Person in a Seat; 2. Person in more than 1 seat; 3. Empty seats; 4. Enthusiastically Rehire?

- 1 Identify 4 to 9 processes that drive your business.
- 2 Assign someone specific accountability for each process.
- 3 List Key Performance Indicators (KPIs) for each process (better, faster, cheaper).

2	1	3
Person Accountable	Name of Process	KPIs Better, Faster, Cheaper

Trends

What are the significant changes in technology, distribution, product innovation, markets, consumer, and social trends around the world that might impact your industry and organization?

Strengths/Core Competencies

What are the inherent strengths of the organization that have been the source of your success?

Weaknesses

What are the inherent weaknesses of the organization that aren't likely to change?

Words You Own (Mindshare):

Sandbox and Brand Promises:

Who/Where (Core Customers)	What (Products and Services)	BRAND PROMISES	KPIs

Brand Promise Guarantee (Catalytic Mechanism):

One-PHRASE Strategy (Key to Making Money):

Differentiating Activities (3 – 5 Hows):

X-Factor (10x – 100x Underlying Advantage):

Profit per X (Economic Engine):




BHAG* (10 – 25 Year Goal):

**BHAG is a Registered Trademark of Jim Collins and Jerry Porras*

Strategy: One-Page Strategic Plan (OPSP)

Organization
Name:

1. _____ 1. _____ 1. _____
 2. _____ 2. _____ 2. _____
 3. _____ 3. _____ 3. _____

		<table border="1"> <tr><td>Future Date</td><td></td></tr> <tr><td>Revenues</td><td></td></tr> <tr><td>Profit</td><td></td></tr> <tr><td>Mkt. Cap/Cash</td><td></td></tr> </table>	Future Date		Revenues		Profit		Mkt. Cap/Cash		<table border="1"> <tr><td>Yr Ending</td><td></td></tr> <tr><td>Revenues</td><td></td></tr> <tr><td>Profit</td><td></td></tr> <tr><td>Mkt. Cap</td><td></td></tr> <tr><td>Gross Margin</td><td></td></tr> <tr><td>Cash</td><td></td></tr> <tr><td>A/R Days</td><td></td></tr> <tr><td>Inv. Days</td><td></td></tr> <tr><td>Rev./Emp.</td><td></td></tr> </table>	Yr Ending		Revenues		Profit		Mkt. Cap		Gross Margin		Cash		A/R Days		Inv. Days		Rev./Emp.					
Future Date																																	
Revenues																																	
Profit																																	
Mkt. Cap/Cash																																	
Yr Ending																																	
Revenues																																	
Profit																																	
Mkt. Cap																																	
Gross Margin																																	
Cash																																	
A/R Days																																	
Inv. Days																																	
Rev./Emp.																																	
	<table border="1"> <tr><td>1</td><td></td></tr> <tr><td>2</td><td></td></tr> <tr><td>3</td><td></td></tr> <tr><td>4</td><td></td></tr> <tr><td>5</td><td></td></tr> </table>	1		2		3		4		5		<table border="1"> <tr><td>1</td><td></td></tr> <tr><td>2</td><td></td></tr> <tr><td>3</td><td></td></tr> <tr><td>4</td><td></td></tr> <tr><td>5</td><td></td></tr> </table>	1		2		3		4		5		<table border="1"> <tr><td>1</td><td></td></tr> <tr><td>2</td><td></td></tr> <tr><td>3</td><td></td></tr> <tr><td>4</td><td></td></tr> <tr><td>5</td><td></td></tr> </table>	1		2		3		4		5	
1																																	
2																																	
3																																	
4																																	
5																																	
1																																	
2																																	
3																																	
4																																	
5																																	
1																																	
2																																	
3																																	
4																																	
5																																	
			<div>    <i>Between green & red</i>  </div>																														
			<div>    <i>Between green & red</i>  </div>																														

1. _____
 2. _____
 3. _____

1. _____
 2. _____
 3. _____

BHAG is a Registered Trademark of Jim Collins and Jerry Porras.

Your Name: _____

Date: _____

1. _____ 1. _____ 1. _____
 2. _____ 2. _____ 2. _____
 3. _____ 3. _____ 3. _____

<table border="1" style="width: 100%; border-collapse: collapse;"> <tr><td style="width: 20%;">Qtr #</td><td></td></tr> <tr><td>Revenues</td><td></td></tr> <tr><td>Profit</td><td></td></tr> <tr><td>Mkt. Cap</td><td></td></tr> <tr><td>Gross Margin</td><td></td></tr> <tr><td>Cash</td><td></td></tr> <tr><td>A/R Days</td><td></td></tr> <tr><td>Inv. Days</td><td></td></tr> <tr><td>Rev./Emp.</td><td></td></tr> </table> <table border="1" style="width: 100%; border-collapse: collapse;"> <tr> <th style="width: 60%;">Quarterly Priorities</th> <th style="width: 40%;">Who</th> </tr> <tr><td>1</td><td></td></tr> <tr><td>2</td><td></td></tr> <tr><td>3</td><td></td></tr> <tr><td>4</td><td></td></tr> <tr><td>5</td><td></td></tr> </table>	Qtr #		Revenues		Profit		Mkt. Cap		Gross Margin		Cash		A/R Days		Inv. Days		Rev./Emp.		Quarterly Priorities	Who	1		2		3		4		5		<table border="1" style="width: 100%; border-collapse: collapse;"> <tr><td style="width: 30%;">Deadline:</td><td></td></tr> <tr><td colspan="2">Measurable Target/Critical #</td></tr> <tr><td colspan="2" style="height: 100px;"></td></tr> </table> <p style="text-align: center;"><i>Describe and/or sketch your design in this space</i></p>	Deadline:		Measurable Target/Critical #				<table border="1" style="width: 100%; border-collapse: collapse;"> <tr> <th style="width: 10%;"></th> <th style="width: 70%;">Your KPIs</th> <th style="width: 20%;">Goal</th> </tr> <tr><td>1</td><td></td><td></td></tr> <tr><td>2</td><td></td><td></td></tr> <tr><td>3</td><td></td><td></td></tr> </table> <table border="1" style="width: 100%; border-collapse: collapse;"> <tr> <th style="width: 10%;"></th> <th style="width: 70%;">Your Quarterly Priorities</th> <th style="width: 20%;">Due</th> </tr> <tr><td>1</td><td></td><td></td></tr> <tr><td>2</td><td></td><td></td></tr> <tr><td>3</td><td></td><td></td></tr> <tr><td>4</td><td></td><td></td></tr> <tr><td>5</td><td></td><td></td></tr> </table>		Your KPIs	Goal	1			2			3				Your Quarterly Priorities	Due	1			2			3			4			5		
Qtr #																																																																				
Revenues																																																																				
Profit																																																																				
Mkt. Cap																																																																				
Gross Margin																																																																				
Cash																																																																				
A/R Days																																																																				
Inv. Days																																																																				
Rev./Emp.																																																																				
Quarterly Priorities	Who																																																																			
1																																																																				
2																																																																				
3																																																																				
4																																																																				
5																																																																				
Deadline:																																																																				
Measurable Target/Critical #																																																																				
	Your KPIs	Goal																																																																		
1																																																																				
2																																																																				
3																																																																				
	Your Quarterly Priorities	Due																																																																		
1																																																																				
2																																																																				
3																																																																				
4																																																																				
5																																																																				

<div style="display: flex; flex-direction: column; align-items: flex-start;"> <div style="margin-bottom: 5px;"></div> <div style="margin-bottom: 5px;"></div> <div style="margin-bottom: 5px;"> <i>Between green & red</i></div> <div style="margin-bottom: 5px;"></div> </div>		<div style="display: flex; flex-direction: column; align-items: flex-start;"> <div style="margin-bottom: 5px;"></div> <div style="margin-bottom: 5px;"></div> <div style="margin-bottom: 5px;"> <i>Between green & red</i></div> <div style="margin-bottom: 5px;"></div> </div>
<div style="display: flex; flex-direction: column; align-items: flex-start;"> <div style="margin-bottom: 5px;"></div> <div style="margin-bottom: 5px;"></div> <div style="margin-bottom: 5px;"> <i>Between green & red</i></div> <div style="margin-bottom: 5px;"></div> </div>		<div style="display: flex; flex-direction: column; align-items: flex-start;"> <div style="margin-bottom: 5px;"></div> <div style="margin-bottom: 5px;"></div> <div style="margin-bottom: 5px;"> <i>Between green & red</i></div> <div style="margin-bottom: 5px;"></div> </div>

1. _____ 4. _____
 2. _____ 5. _____
 3. _____ 6. _____

CORE VALUES	PURPOSE	BRAND PROMISES
<div style="border: 1px solid black; padding: 10px; display: inline-block;"> BHAG </div>		
STRATEGIC		PRIORITIES
3–5 yr	1 yr	Qtr

Your Name: _____

Your KPIs		Goal	Your Quarterly Priorities		Due
1			1		
2			2		
3			3		
			4		
			5		

Critical #: People or B/S

Between green & red

Critical #: Process or P/L

Between green & red

Who	What	When

1. The executive team is healthy and aligned.

- ☐ Team members understand each other's differences, priorities, and styles.
- ☐ The team meets frequently (weekly is best) for strategic thinking.
- ☐ The team participates in ongoing executive education (monthly recommended).
- ☐ The team is able to engage in constructive debates and all members feel comfortable participating.

2. Everyone is aligned with the #1 thing that needs to be accomplished this quarter to move the company forward.

- ☐ The Critical Number is identified to move the company ahead this quarter.
- ☐ 3-5 Priorities (Rocks) that support the Critical Number are identified and ranked for the quarter.
- ☐ A Quarterly Theme and Celebration/Reward are announced to all employees that bring the Critical Number to life.
- ☐ Quarterly Theme/Critical Number posted throughout the company and employees are aware of the progress each week.

3. Communication rhythm is established and information moves through organization accurately and quickly.

- ☐ All employees are in a daily huddle that lasts less than 15 minutes.
- ☐ All teams have a weekly meeting.
- ☐ The executive and middle managers meet for a day of learning, resolving big issues, and DNA transfer each month.
- ☐ Quarterly and annually, the executive and middle managers meet offsite to work on the 4 Decisions.

4. Every facet of the organization has a person assigned with accountability for ensuring goals are met.

- ☐ The Function Accountability Chart (FACe) is completed (right people, doing the right things, right).
- ☐ Financial statements have a person assigned to each line item.
- ☐ Each of the 4-9 processes on the Process Accountability Chart (PACe) has someone that is accountable for them.
- ☐ Each 3-5 year Key Thrust/Capability has a corresponding expert on the Advisory Board if internal expertise doesn't exist.

5. Ongoing employee input is collected to identify obstacles and opportunities.

- ☐ All executives (and middle managers) have a Start/Stop/Keep conversation with at least one employee weekly.
- ☐ The insights from employee conversations are shared at the weekly executive team meeting.
- ☐ Employee input about obstacles and opportunities is being collected weekly.
- ☐ A mid-management team is responsible for the process of closing the loop on all obstacles and opportunities.

6. Reporting and analysis of customer feedback data is as frequent and accurate as financial data.

- ☐ All executives (and middle managers) have a 4Q conversation with at least one end user weekly.
- ☐ The insights from customer conversations are shared at the weekly executive team meeting.
- ☐ All employees are involved in collecting customer data.
- ☐ A mid-management team is responsible for the process of closing the loop on all customer feedback.

7. Core Values and Purpose are "alive" in the organization.

- ☐ Core Values are discovered, Purpose is articulated, and both are known by all employees.
- ☐ All executives and middle managers refer back to the Core Values and Purpose when giving praise or reprimands.
- ☐ HR processes and activities align with the Core Values and Purpose (hiring, orientation, appraisal, recognition, etc.).
- ☐ Actions are identified and implemented each quarter to strengthen the Core Values and Purpose in the organization.

8. Employees can articulate the following key components of the company's strategy accurately.

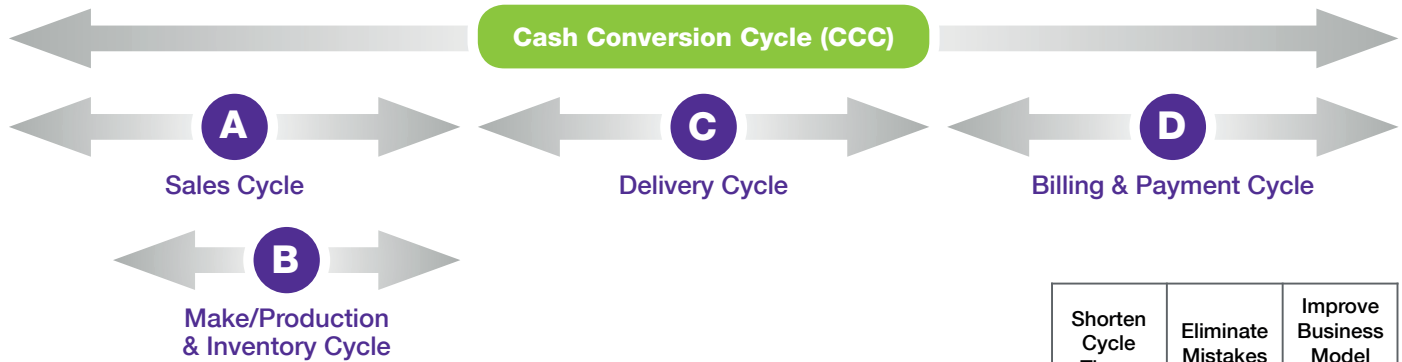
- ☐ Big Hairy Audacious Goal (BHAG) – Progress is tracked and visible.
- ☐ Core Customer(s) – Their profile in 25 words or less.
- ☐ 3 Brand Promises – And the corresponding Brand Promise KPIs reported on weekly.
- ☐ Elevator Pitch – A compelling response to the question "What does your company do?"

9. All employees can answer quantitatively whether they had a good day or week (Column 7 of the One-Page Strategic Plan).

- ☐ 1 or 2 Key Performance Indicators (KPIs) are reported on weekly for each role/person.
- ☐ Each employee has 1 Critical Number that aligns with the company's Critical Number for the quarter (clear line of sight).
- ☐ Each individual/team has 3-5 Quarterly Priorities/Rocks that align with those of the company.
- ☐ All executives and middle managers have a coach (or peer coach) holding them accountable to behavior changes.

10. The company's plans and performance are visible to everyone.

- ☐ A "situation room" is established for weekly meetings (physical or virtual).
- ☐ Core Values, Purpose and Priorities are posted throughout the company.
- ☐ Scoreboards are up everywhere displaying current progress on KPIs and Critical Numbers.
- ☐ There is a system in place for tracking and managing the cascading Priorities and KPIs.



A Ways to improve your Sales Cycle

1			
2			
3			
4			
5			

B Ways to improve your Make/Production & Inventory Cycle

1			
2			
3			
4			
5			

C Ways to improve your Delivery Cycle

1			
2			
3			
4			
5			

D Ways to improve your Billing & Payment Cycle

1			
2			
3			
4			
5			

Cash: The Power of One

Your Power of One	Net Cash Flow \$	EBIT \$
Your Current Position		


Your Power of One	Change you would like to make	Annual Impact on Cash Flow \$	Impact on EBIT \$
Price Increase %	%		
Volume Increase %	%		
COGS Reduction %	%		
Overheads Reduction %	%		
Reduction in Debtors Days	day(s)		
Reduction in Stock Days	day(s)		
Increase in Creditors Days	day(s)		

Your Power of One Impact		
---------------------------------	--	--

Your Power of One	Net Cash Flow \$	EBIT \$
Your Adjusted Position		

3 SUGGESTED PRIORITIES FOR GROWING YOUR BUSINESS

1. Sign up for Verne Harnish's **"Weekly Insights"** to receive the latest in ideas, tools, and techniques for growing your business
2. Download editable copies of the **One-Page Strategic Plan** and other One-Page tools – and access a complimentary "vook" (video book) that guides you through each tool
3. Access short **"Growth Guy"** articles offering practical tips on setting up advisory boards, daily huddles for sales people, and 75 other topics.



Go to **www.gazelles.com**. **Gazelles**
GROWING LEADERS – GROWING COMPANIES

PEOPLE

STRATEGY

EXECUTION

CASH



Want a Tool to Help Implement the Rockefeller Habits?

align

Cloud-Based Business Management Software

Get Started Now at aligntoday.com

- The entire Rockefeller Habits tool set accessible through the web via your desktop or mobile device
- Run your Daily Huddle directly from the application
- See current and past One Page Plans as you update it for the future



Informative Reports



Quickly Update Your KPIs



Organized Daily Huddles



Task Management



Top Priority Calendar



Paperless One Page Plan

For more info visit aligntoday.com

Email us at info@aligntoday.com

DRIVE CULTURE. DELIVER KNOWLEDGE. REWARD RESULTS.



- Effective and inexpensive training program
- Increase your team's human capital
- Reward your employees for reading relevant books

When individual team members learn and grow, the entire company learns and grows.

For more info visit betterbookclub.com

LEARN. GROW. SCALE.

Gazelles International Coaches help Businesses Accelerate Growth Worldwide

For Emerging Growth Companies

Our Certified Coaches deliver **IMPACT** by bringing the most effective tools and best practices to growth companies all over the world.

- **ATTEND** our Rockefeller Habits Four Decisions™ workshops held on six continents to build your One-Page Strategic Plan™
- **Locate a Certified Coach** or learn more about coaching at GICoaches.com or send an email to info@GICoaches.com

GICoaches.com

Best Education. Best Tools. Best Community.

Four Decisions™



Gazelles International certification requires over 30 hours of Continuous Education annually.

WATCH.
LEARN.
IMPLEMENT.



Gazelles
GROWTH INSTITUTE

Fully Accredited Corporate Business Institute

CALL US NOW FOR A FREE TRIAL



www.growthinstitute.com

1 800 975 5108 || 1 512 773 5465

support@growthinstitute.com

NOTES:

NOTES:

NOTES:

NOTES:

